



## 6th Sense Live™ Technology

### **SALES RESOURCE GUIDE**

Featuring Refrigerators, Dishwashers and Laundry Pairs



HOME FREE WITH WHIRLPOOL BRAND

Now home can always be as close as the tips of their fingers. With Whirlpool® 6th Sense Live™ technology, your customers can have complete confidence that wherever they go, everything is running smoothly at home. This new technology lets them easily monitor and manage their appliances, giving them peace of mind and the freedom to focus on whatever else they want to do. It's time to help them get connected!



NOTE: Washer and dryer shown with optional pedestals, sold separately.

WHY 6TH SENSE LIVE™ TECHNOLOGY?

- 1. Peace of mind**  
Customers can monitor the status of their appliances and be alerted if something isn't right, wherever they are. So they can finally have peace of mind that everything is running smoothly at home.
- 2. Convenience**  
Wherever they are, customers can receive updates on cycle status, activate options and even order accessories right through the app. They'll never have to wonder when it's time to replace appliance accessories like refrigerator filters.
- 3. Efficiency**  
These appliances help your customers track their energy use while saving money and the environment, too. Automatic updates from their utility company show the best times to run the appliance.

**SMART TIP**  
Nearly a third of U.S. households report being likely to purchase a smart appliance in the future.\*

COMPETITIVE ADVANTAGES

- 1. No extra purchases**  
6th Sense Live™ appliances come built with everything your customers need to connect to a router, unlike some competitors that require the purchase of additional modules to enable even basic functionality.
- 2. Streamlined appearance**  
Some competitors have unsightly antennas that stick out and limit where the appliance can be installed. 6th Sense Live™ appliances maintain their sleek, modern appearance with no visible antennas.
- 3. One app**  
All 6th Sense Live™ appliances can be controlled through a single, intuitive app. Many competitors require separate apps to be installed and run for each appliance.

\*Source: 2011 State of the Connected Home Market Survey.  
NOTE: Smartphone, tablet and website interfaces and features are subject to change.



WHIRLPOOL® 6TH SENSE LIVE™ TECHNOLOGY

Feature Overview

SMART TIP

Peace of mind is the most important value driver among smart appliance consumers.\*

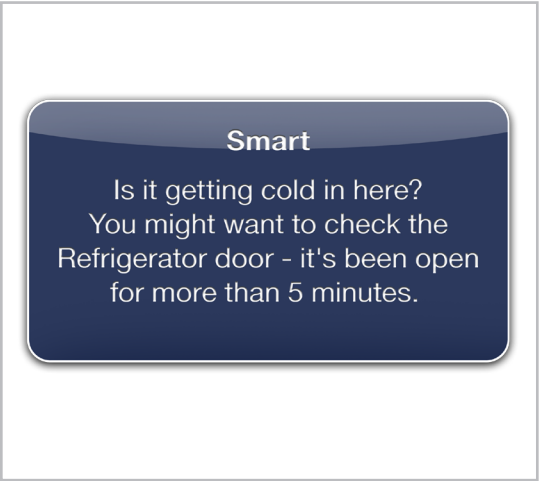


Smart Alerts

Customers can always feel secure that everything is working the way it should at home with Smart Alerts. These important messages allow customers to stay connected to their smart appliance even when they're not at home.

FEATURES

- Issue Alerts
- Refrigerator Power Out Alerts
- Dryer Airflow Alerts

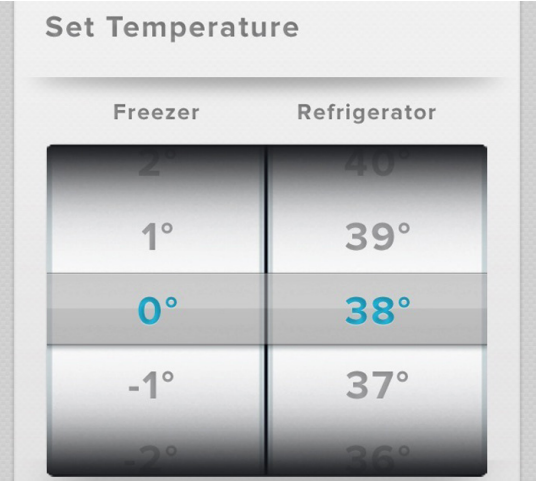


Smart Nudges

Smart Nudges make monitoring easy. Friendly reminders let customers know about the status of their smart appliance, so they can finally have peace of mind that everything is running smoothly at home.

FEATURES

- Refrigerator Door Open Nudge
- Refrigerator Power-On Nudge
- Dishes Clean Nudge
- Clothes Clean and Dry Nudges



Smart Assistant

Near or far, it's never been easier to stay connected to these appliances. With Smart Assistant features, customers can activate specific options even when they're not at home.

FEATURES

- Remote Start and Pause
- Vacation Assistant
- Refrigerator Temp Set Assistant
- Control Lock
- Wrinkle Shield™ Option Assistant
- FanFresh® Cycle Assistant
- Detergent Assistant



Smart Stats

Customers can always stay connected to their smart appliance with Smart Stats. This collection of features allows them to check on the status of their appliance from their phone, tablet or computer.

FEATURES

- Start Date, Days Online
- Cycle Counter
- Cycle Progress

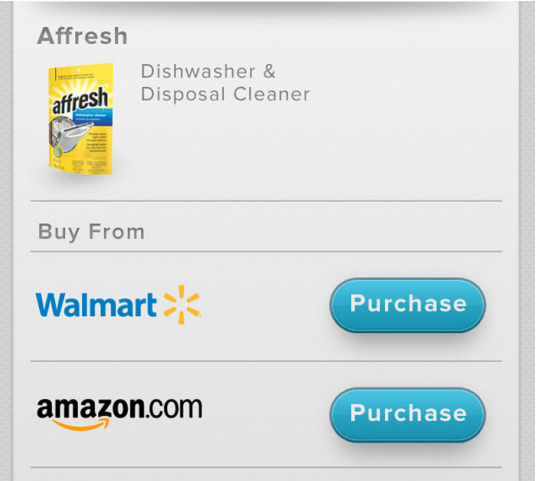


Smart Energy

Using Smart Grid technology, these smart appliances connect to select utility companies to optimize energy use as well as keep track of how much has been used.

FEATURES

- Rate Revealer
- Smart Delay
- Energy Advisor



Smart Store

The Smart Store allows customers to order accessories like water filters and affresh® cleaners through the Smart Appliance website or app.

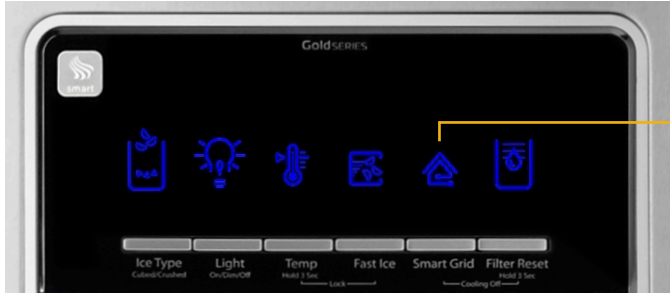
FEATURES

- Filter Assistant
- affresh® Cycle Assistant
- Extended Warranty Assistant



WHIRLPOOL® 6TH SENSE LIVE™ TECHNOLOGY

Stainless Steel Side-by-Side Refrigerator  
WRL767SIAM



SMART GRID  
INDICATOR LIGHT

Power Out Alert & Power On Nudge

Sends a text, email or in-app alert if the refrigerator loses power for more than 30 minutes or the freezer temperature rises above 18°F. It can also tell customers when the power is back on.

**BENEFIT:** Helps customers save their fresh food during a power outage.

Issue Alert

Sends a text, email or in-app alert if the refrigerator needs attention.

**BENEFIT:** Helps customers more quickly understand what they can do to resolve the issue and save their fresh food.

Vacation Assistant

Lets customers turn on the refrigerator's energy-saving Vacation Mode feature from afar—via phone, tablet or computer.

**BENEFIT:** Enables energy saving without having to plan ahead.

SMART TIP

Research shows consumers love the convenience, efficiency and peace of mind that comes with being alerted to relevant information.\*

Door Open Nudge

Lets customers know if the refrigerator or freezer door has been left open for more than 5 minutes.

**BENEFIT:** Saves energy, money, and helps customers keep their fresh and frozen food safe.

Temp Set Assistant

Lets customers set the refrigerator and freezer temperatures remotely via their smartphone, tablet or computer.

**BENEFIT:** Lets them set temperatures to quick-chill beverages before they arrive.

Filter Assistant

Notifies customers that their refrigerator's water filter needs changing.

**BENEFIT:** Helps them ensure a supply of fresh tasting filtered water.

Smart Delay

Stops energy-absorbing features like the defrost cycle from running when energy costs or demand is high.

**BENEFIT:** Helps save on energy bills.

Energy Advisor

Displays the refrigerator's power usage at any specific moment and tracks its energy usage over time.

**BENEFIT:** Gives customers the opportunity to monitor and manage energy consumption.



Smart

Is it getting cold in here?  
You might want to check the Refrigerator door - it's been open for more than 5 minutes.

WHIRLPOOL® 6TH SENSE LIVE™ TECHNOLOGY

Tall Tub Dishwasher  
WDL785SAAM



SMART GRID  
INDICATOR BUTTON

Dishes Clean Nudge

Lets customers know when the wash cycle is complete—via phone, tablet or computer.

**BENEFIT:** No need to double-check the status of a load of dishes.

Issue Alert

Sends a text, email or in-app alert if the dishwasher needs attention.

**BENEFIT:** Helps customers request service quickly and easily.

Control Lock

Customers can lock the controls on the dishwasher at any time, even when not at home.

**BENEFIT:** Helps avoid unintended or unfinished wash cycles.

SMART TIP

Controlling or monitoring networked appliances is a top desired activity among smart phone users.\*

Cycle Progress

Offers up-to-the-minute information on what cycle is running and the time remaining.

**BENEFIT:** Lets customers plan ahead for when a load will be ready.

affresh® Cycle Assistant

Sends a text, email or in-app alert when it's time to rejuvenate the dishwasher by running an affresh® cleaning cycle.

**BENEFIT:** Helps customers keep the dishwasher fresh and performing its best.

Smart Delay

The dishwasher automatically waits to run until a time of day when energy costs are low, using pricing data from the customer's utility company.

**BENEFIT:** Helps save on energy bills.

Energy Advisor

Displays the dishwasher's current power level and tracks energy consumption per cycle.

**BENEFIT:** Gives customers the opportunity to monitor and manage energy consumption.





WHIRLPOOL® 6TH SENSE LIVE™ TECHNOLOGY

Front Load Washer  
WFL98HEBU



SMART GRID INDICATOR BUTTON

Clothes Clean Nudge

Lets customers know when the wash cycle is complete—via phone, tablet or computer.

**BENEFIT:** No need to double-check the status of a laundry load.

Cycle Progress

Gives an up-to-the-minute look at the washer’s progress and time remaining.

**BENEFIT:** Allows customers to plan ahead for when a load will be ready.

Issue Alert

Sends a text, email or in-app alert if the washer needs attention.

**BENEFIT:** Helps customers request service quickly and easily.

FanFresh® Cycle Assistant

Lets customers remotely activate the FanFresh® cycle, which activates a fan and tumbles clothes periodically after the cycle ends.

**BENEFIT:** Helps keep wrinkles from setting in and can even dry a small load overnight.\*\*

SMART TIP

Over 80% of households have invested in cutting energy costs\*

Remote Start and Pause

Remotely start and pause the washer using the Smart Appliances app.

**BENEFIT:** Lets customers have freshly washed laundry when they’re home and ready for it.

Clean Washer with affresh® Cycle Assistant

Sends a text, email or in-app alert when it’s time to clean the washer by running an affresh® cycle.

**BENEFIT:** Helps customers keep the washer fresh and performing its best.

Detergent Assistant

When the washer’s Precision Dispense drawer is low on detergent, a text, email or in-app alert is sent.

**BENEFIT:** No need to remember when more detergent is needed.

Smart Delay


The washer automatically waits to run until a time of day when energy costs are low, using pricing data from the customer’s utility company.

**BENEFIT:** Helps save on energy bills.

Energy Advisor

Displays the washer’s current power level and tracks energy consumption per cycle.

**BENEFIT:** Gives customers the opportunity to monitor and manage energy consumption.



WHIRLPOOL® 6TH SENSE LIVE™ TECHNOLOGY

Front Load Dryer  
WEL98HEBU



SMART GRID  
INDICATOR BUTTON

Airflow Alert

Checks the dryer's airflow and sends an alert if lint or other items are obstructing the duct work, which can increase drying times and energy use.

**BENEFIT:** Saves time and money by keeping the dryer performing its best.

Remote Start and Pause

Remotely start and pause the dryer using the 6th Sense Live™ technology app.

**BENEFIT:** Lets customers have fresh, clean laundry when they're home and ready for it.

Cycle Progress

Gives an up-to-the-minute look at the drying cycle's progress and time remaining.

**BENEFIT:** Allows customers to plan ahead for when a load will be ready.

Clothes Dry Nudge

Lets customers know when the dry cycle is complete—via phone, tablet or computer.

**BENEFIT:** Helps customers avoid wrinkles or having to double-check the status of a laundry load.

SMART TIP

Almost 50% of households are very interested in knowing which appliances consume the most energy\*

Energy Advisor

Displays the dryer's current power level and tracks energy consumption per cycle.

**BENEFIT:** Gives customers the opportunity to monitor and manage energy consumption.

Wrinkle Shield™ Option Assistant

Allows customers to remotely activate the Wrinkle Shield™ option, which tumbles clothes periodically after the cycle ends.

**BENEFIT:** Helps keep wrinkles from setting in.

Issue Alert

Sends a text, email or in-app alert if the dryer needs attention.

**BENEFIT:** Helps customers request service quickly and easily.

Smart Delay

The dryer automatically waits to run until a time of day when energy costs are low, using pricing data from the customer's utility company.

**BENEFIT:** Helps save on energy bills.



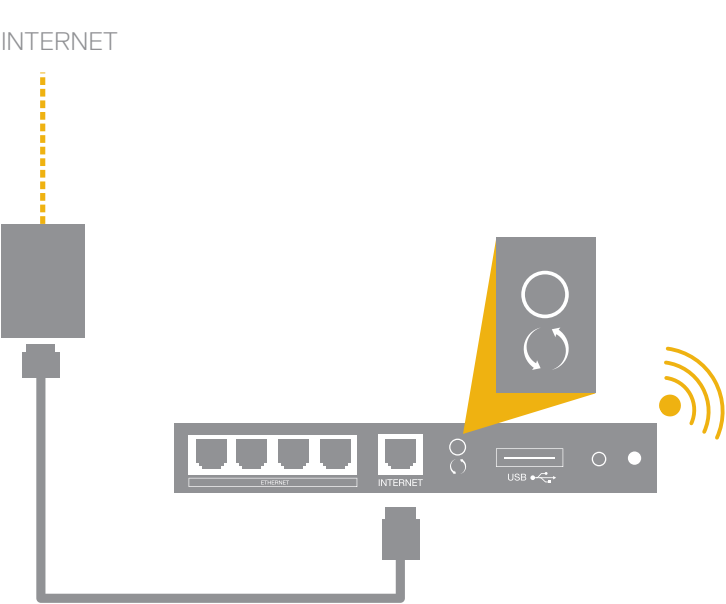
\*Source: 4Q 2010 Residential Energy Management Survey.



SETUP (USING WPS ON A HOME ROUTER)

ITEMS REQUIRED FOR SETUP

Internet access, wireless router with WPS technology, Smart Appliance ID (SAID), computer or smartphone.

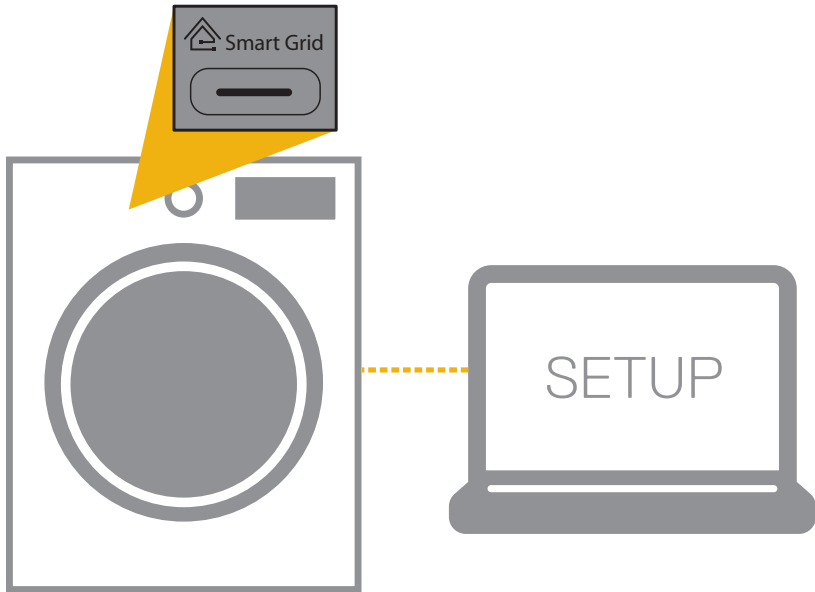


STEP 1

Router Setup

Press the WPS (Wi-Fi Protected Setup) button on the wireless router.

Note: The WPS LED will begin blinking.



STEP 2

Appliance Setup

Time Sensitive Step

Press the Smart Grid button on the appliance within 2 minutes of Step 1.

Note: The Smart Grid indicator light will blink while the wireless router and 6th Sense Live™ appliance communicate. When the Smart Grid and WPS LED indicators remain lit, the linking process is complete.

SMART TIP

Let your customers know connecting a new appliance is easy!

STEP 3

Account Setup

Go online to set up a user account and add new 6th Sense Live™ appliances at MySmartAppliances.com

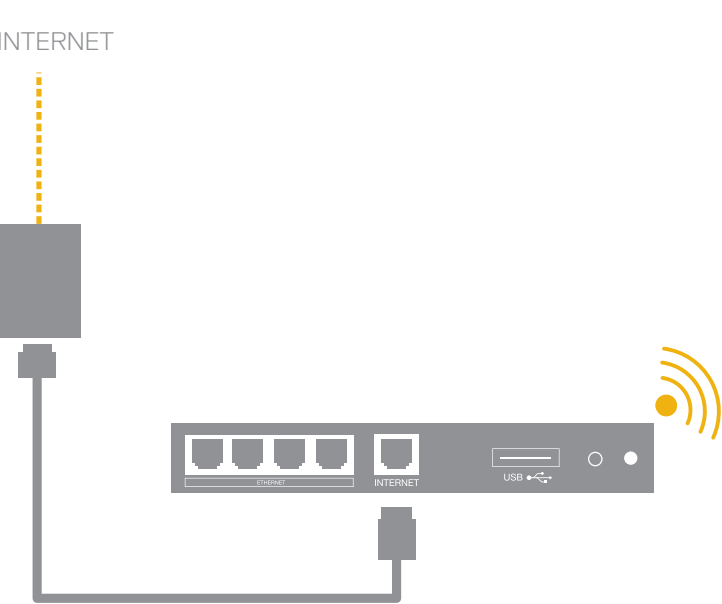
Note: Be sure to have the 6th Sense Live™ appliance's 10-digit Smart Appliance ID (SAID) when registering. The SAID can be found printed on a sticker inside the door of your appliance or on the edge of the door.

If your appliance is not able to connect using these steps, proceed to the alternate setup option on the following page.

ALTERNATE SETUP OPTION (FOR HOME ROUTERS WITHOUT WPS)

ITEMS REQUIRED FOR SETUP

Internet access, wireless router, Smart Appliance ID (SAID), Smart Appliance Mac Address, wireless network name (or SSID number) and password, computer or smartphone.



STEP 1

Connect to Appliance

1. On your computer view the list of available wireless networks.
2. Select your appliance from the list. It will be identified with the characters of the Mac Address but with different punctuation (for example, "WP\_88\_A1\_23\_B4\_56\_C7").
3. In the network passphrase field, enter the SAID number (for example, "44444A123B").  
Note: This passphrase is case sensitive.

Then, connect to this network.

STEP 2

Connect Appliance to Network

1. Open a web browser. If nothing appears, type "192.168.10.1" in the address bar and press Enter. In the drop down list of available wireless networks, select the name of your home wireless network.
2. Enter the passphrase for your home wireless network router, if required, and press Submit.

STEP 3

Reconnect to Home Network

Access your wireless settings and re-open the view of available wireless networks. Check that your computer is once again connected to your home wireless network. If it is not, select your home wireless network and Connect.

STEP 4

Account Setup

Go online to set up a user account and add new 6th Sense Live™ appliances at MySmartAppliances.com

Note: Be sure to have the 6th Sense Live™ appliance's 10-digit Smart Appliance ID (SAID) when registering. The SAID can be found printed on a sticker inside the door of your appliance or on the edge of the door.



FREQUENTLY ASKED QUESTIONS

Question	Solution
What phones or tablets will Whirlpool brand's 6th Sense Live™ appliances work with?	We designed an 'app' that is available from Apple® on the App Store™ and runs on the iPhone®, iPad® and iPad Mini®. We also have a web version that works on all Android® devices and on laptops and PCs. You can download the app or web version at <a href="http://www.whirlpool.com/smart">www.whirlpool.com/smart</a> and register at <a href="http://www.mysmartappliances.com">www.mysmartappliances.com</a>
Do I need to purchase anything special to get it to work?	No. Whirlpool brand 6th Sense Live™ appliances work with most standard wireless routers and most smart phones and tablets. However, you do need to have an internet connection.
How does the energy management function work?	First, select your local electric utility company from a drop down list. After that, the app will identify peak periods that are more expensive and alert you in advance. You can always override this function if you choose.
How many people can get messages from the app?	Two phone numbers and one email address can be set up to receive messages and interact with 6th Sense Live™ appliances. You can also control the appliance and receive push notifications on as many mobile devices as you like through the app.
What if there is an interruption in connectivity or power outage? Will I have to register again?	No. The appliance and router will remember the connection when the power comes back on.
What type of router is needed?	Preferably one with WPS, but refer to the alternate setup instructions on page 13 if your router does not support WPS.
How much data is being used?	A very small amount, nothing that would send you over the limits of even minimal internet data plans.

If a customer needs more help, they can call our hotline at 1-866-930-3712 and we'll do our best to get things straightened out.

SMART TIP

No additional purchases are necessary to connect 6th Sense Live™ appliances to the internet!

SMART STORE

The Smart Store allows customers to order accessories like water filters and affresh® cleaning products through the 6th Sense Live™ technology web site or app. The Filter Assistant and Clean Washer with affresh® Cycle Assistant let them know when it's time to replace or utilize these accessories and make it easy for them to place an order for the desired product with a few simple clicks.

Filter Assistant

Pur® water filter

affresh® Cycle Assistant

affresh® Dishwasher cleaner

affresh® Washer cleaner

Extended Warranty Assistant

Extended appliance warranties



SPECIFICATIONS AND DIMENSIONS



Refrigerator  
WRL767SIAM

Base Model GSS26C4  
26 cu. ft. capacity

- Multipoint white LED interior lighting
- Meets CEE Tier 3\* standards
- MicroEdge® glass refrigerator shelves
- In-Door-Ice® Plus system
- Accu-Chill™ temperature management system
- FreshFlow™ air filter
- ENERGY STAR® qualified
- Pur® 6-month ice and water filtration
- Adjustable gallon door bins
- Adaptive Defrost

69-1/4" H x 35-7/16" W x 36" D



Dishwasher  
WDL785SAAM

Base Model WDF775SAY  
Stainless Steel Tall Tub

- Quiet Partner™ IV sound package (51 dBA)
- Stainless steel tall tub
- Accommodates 33-1/2" cutout height
- Sensor cycle
- ENERGY STAR® qualified
- Meets CEE Tier 1 standards
- New AnyWare™ Plus silverware basket
- Resource-efficient wash system
- 2-1/2" Sleek console with electronic controls

33-1/2"–34-1/2" H x  
23-7/8" W x 24-1/2" D



Washer  
WFL98HEBU

Base Model WFW97HEX  
4.3 cu. ft. capacity

- Laundry Apps with Stain Assist
- Full-color widescreen LCD display
- Precision Dispense Ultra
- 16-hour FanFresh® option with Dynamic Venting Technology®
- ENERGY STAR® qualified
- Meets CEE Tier 3\* standards
- EcoBoost™ option
- Steam-enhanced cycles
- Sanitize options with Steam and heater
- Direct Inject wash system
- 1,400 RPM max spin speed
- Quiet Spin 360 technology

38" H x 27" W x 32-1/2" D



Dryer  
WEL98HEBU

Base Model WED97HEX  
7.4 cu. ft. capacity

- Laundry Apps
- Full-color widescreen LCD display
- Advanced Moisture Sensing
- SilentSteel™ dryer drum
- EcoBoost™ option
- Steam-enhanced cycles
- 140-minute Wrinkle Shield™ Plus option with Steam
- Static Reduce option
- Quiet Dry Ultra system
- Eco Monitor

38-1/2" H x 27" W x 31-1/8" D

GET MORE INFORMATION & TRAINING

To learn more about 6th Sense Live™ technology by Whirlpool Corporation, you can visit The Loop™ Appliance Connection or whirlpool.com



Sales materials

For support materials call 1-800-643-3444, or order online 24 hours a day at the Whirlpool Trade Fulfillment Center via whr.com or mywhirlpool.com. Please have the form numbers ready for the items you need.



2012 Whirlpool® 6th Sense Live™ technology  
consumer takeaway

Form No. WX120174  
Cost: FREE



100 years of innovation  
built with  
**American Pride**  
Designed, Engineered & Assembled in the U.S.A.



Designed to Simplify™ **Whirlpool®**  
HOME APPLIANCES

APPLE, IPHONE, IPAD and IPAD MINI are trademarks of Apple, Inc., registered in the U.S. and other countries. App Store is a service mark of Apple Inc. ©/™ ©2013 Whirlpool. All rights reserved. TRG13341. Printed in the U.S.A. 2/13. Form No. WT120161 | [whirlpool.com](http://whirlpool.com)